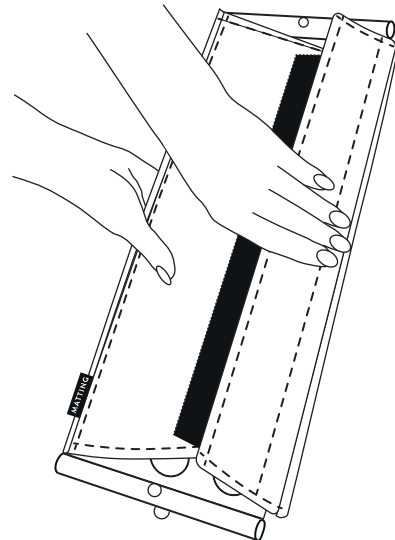
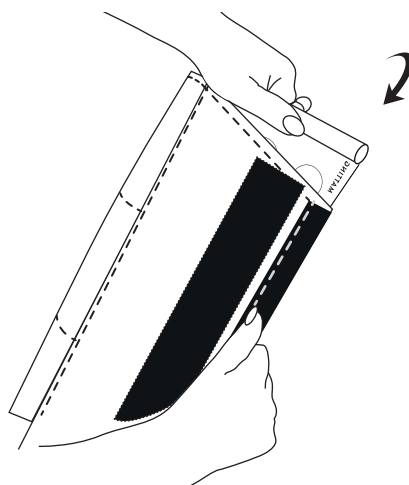
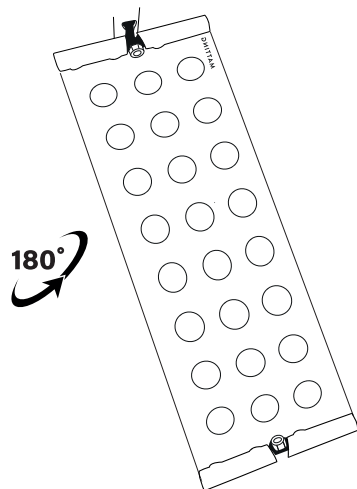


MONTERINGSANVISNING / MOUNTING INSTRUCTION

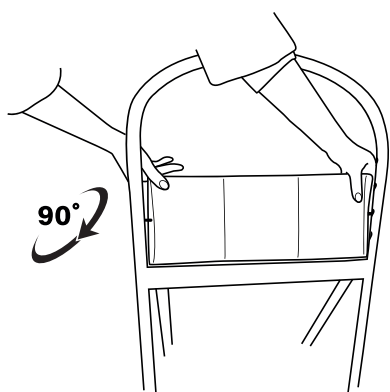
StandUp CHOICE stol/chair (SE/EN)

Fästa sittdyna / Attach cushion

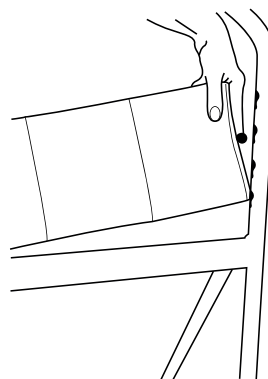
Fäst skenan runt kanten på sitsen. Trä runt dynan och fäst kardborrebanden. /
Fasten the edge profile/rail around the edge of the seat. Wrap the cushion around the seat
and attach velcro straps.



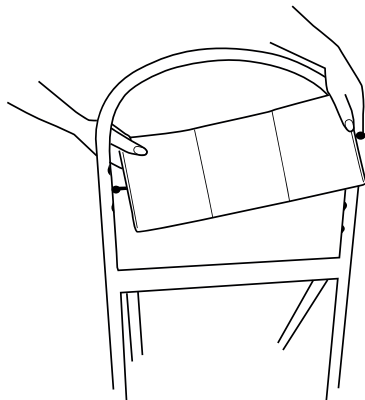
Byta position på sits / How to change the seat position



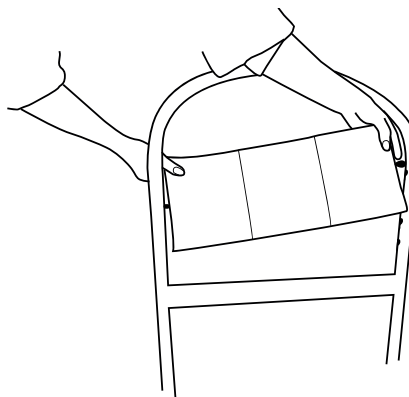
Vinkla fram led på ena sidan.
/ Flip the socket joint on one side.



Frigör andra sidans led.
/ Release the socket joint on the other side.



Sätt sits i ny position.
/ Put the seat in wanted position.



Säkerställ att båda leder sitter i position.
/ Make sure that both grips are in place.